

Energy Dashboard, Energy Reporting, and Cost Analysis Software

Version 4.0



Software That is Easy to Use and Auto-Configuring

- View and Create Energy Dashboards and Reports
- Accurately Bill Customers/Tenants for Usage
- Reduce Energy Costs by System-wide Energy Consumption Analysis
- Automatically Import Energy Data from EIG Meters
- Analyze Detailed Usage Data for Planning and Load Curtailment
- Improve Operational Efficiency and Change Energy Usage Behavior
- Verify and Quantify Energy Savings throughout Any Enterprise

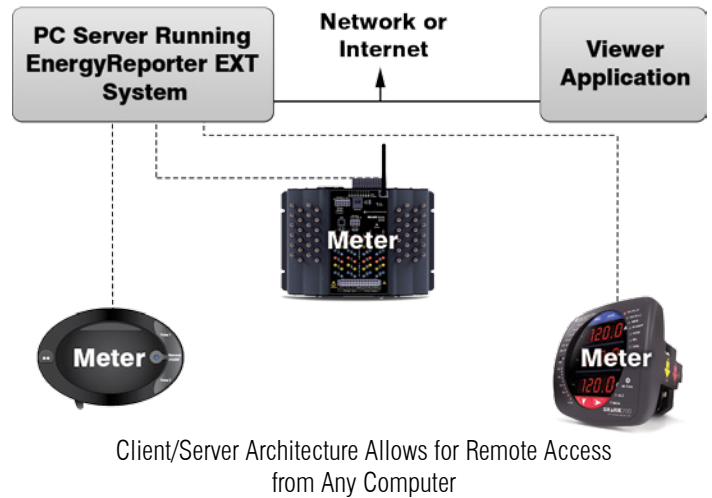
The Energy Usage Analysis Tool to Manage Energy

- Control Costs by Providing Tenant Ownership of His/Her Energy Consumption
- Determine Inefficiencies and Reduce Energy Demand
- View Dashboard Data to Compare Usage over Time
- Provide Automated Reporting to Detail Savings Opportunities
- View Consumption of All Usage Commodities, Including Water, Air, Gas, and Steam
- View Loads vs. Weather Locations over Time
- Meter Virtually Unlimited Amounts of Energy Points

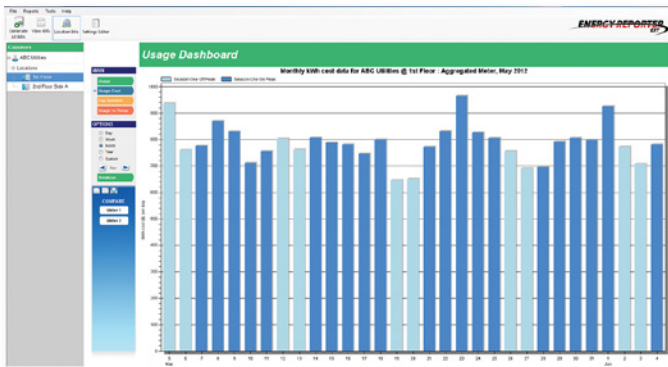
Allocate Accurate and Fair Energy Usage - Use EIG's EnergyReporter EXT application to correctly allocate costs across customer locations and realize almost immediate energy savings. This fully customizable software application was designed for use with EIG's Shark® 200 and 200S meters, the MP200 Metering System, and all Nexus® Series meters.

Managing Energy and Commodity Usage Has Never Been Easier!

The EnergyReporter EXT application runs in a client/server environment - data stored on the database server can be accessed from all configured client PCs to support an Enterprise-wide energy management solution. Or if it works better for your purposes, install the application and the database server on the same PC. This is a user-owned software system; it does not run on a subscription model, so there are no recurring monthly fees.



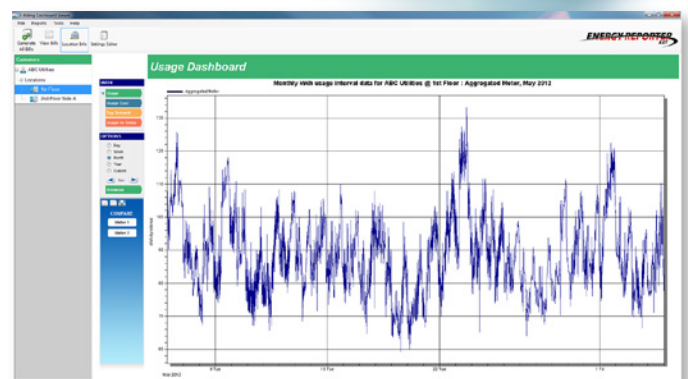
Energy Dashboard, Charting, and Benchmarking



Real Energy Cost by Day

- View Facility Comparisons
- Compare Usage to Previous Periods of Time
- Compare Electricity and Other Commodities
- Validate Energy Savings and Efficiency
- Comply with Local Energy Codes

- Cost by Month
- Cost by Day
- Energy Usage Comparisons
- Top Peak Demand
- Top Peak Demand by Date or Meter
- Compare Facility Usage to Ambient Temperature



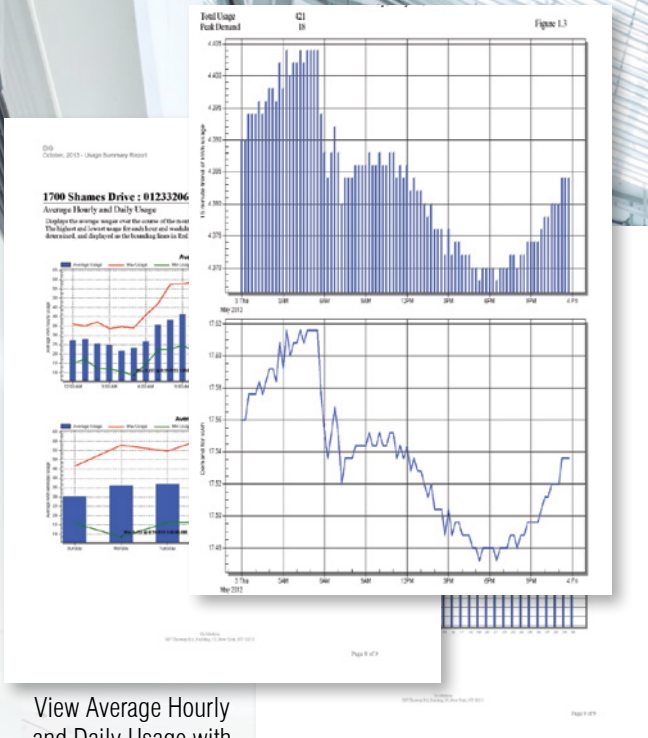
View Usage over Time

Executive Summary Usage Reports

Report on System-wide Energy Usage

Create custom reports to provide executives and management with analysis of every aspect of energy consumption. Configure the reports to provide the exact data the executive needs to make the proper energy decisions. Using the EnergyReporter EXT application, reducing costs and pinpointing energy waste is easily achievable. Report capabilities include:

- Monthly Usage Summaries
- Comparisons to Last Year
- Monthly Meter Comparisons
- Report on Weather and Temperature Impact on Usage and Peak Demand
- Meter Specific Energy Profile
- Peak Day Profile
- Peak Week Profile
- Average Hourly Usage
- Average Daily Usage
- Comparisons to Last Month



View Average Hourly and Daily Usage with Max Demand

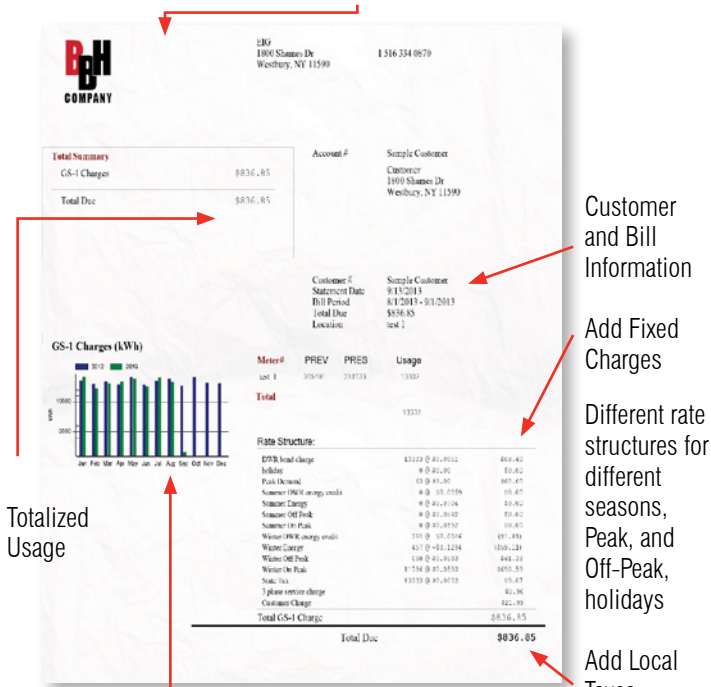
Provide Monthly Usage and Peak Demand

Automated Energy Billing Module

The EnergyReporter EXT application automatically provides bills to users if desired. It creates customized bills based on tariffed rate structure. The features include:

- Automated Bill Generation
- Provides Fair Usage Billing
- 4 Season TOU Rates
- Uncovers Account Ownership Errors
- Supports Fixed, Tiered or TOU Rates
- Customized Bill Formats
- Allowances for Fixed Costs and Taxes
- Ability to Bill for Energy and Other Commodities
- Provides Fast ROI by Incentivizing Users to Conserve

Customize bill with your company logo

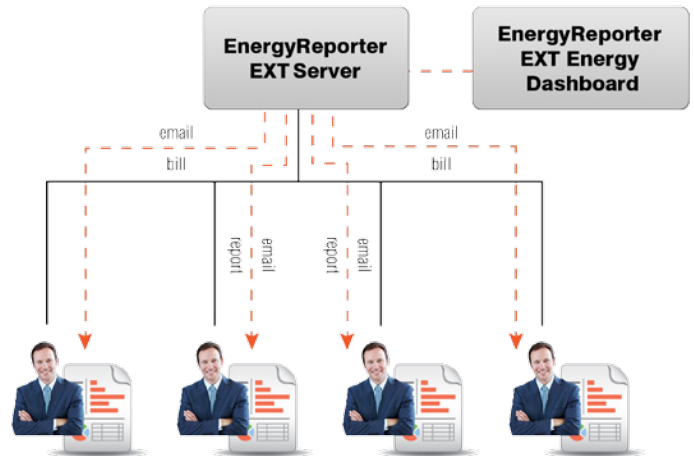


Totalized Usage

Comparison to previous months' usage

Automatic Report and Bill Email Engine

- Generate Hundreds of Automated Bills or Energy Reports
- Configure the System to Send Bills to Users Automatically on a Monthly Basis
- Provides an Automated Accounting Service, Saving Costs in Administrative Services
- Eliminates Any Need for Costly Third Party Billing Providers
- Provides Feedback of Successful Transmission for Accounting Purposes and a cc Address for a Copy to be Sent to a Report Provider
- Auto-Configuration System Auto-detects Meters and Collects Data



Recipients Receive Automated Bills and/or Reports and Can Take Effective Action Quickly

Ordering Information

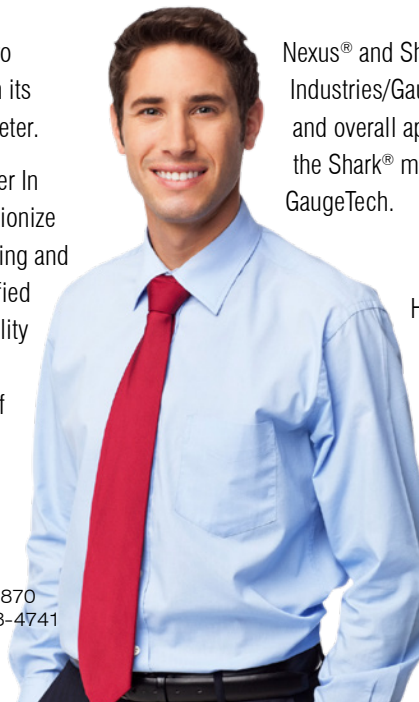
Software Module	Description	Model Number	Details
EnergyReporter EXT	Automated Billing	EREXT4	Enterprise Energy Usage Reporting
Communicator EXT 4.0	Base Software	COMEXT4	Enterprise Meter Data Retrieval Software

Note – You must have the Communicator EXT™ 4.0 or higher Professional Version with MeterManager EXT installed to successfully run EnergyReporter EXT.

History of Electro Industries/GaugeTech

Founded in 1975 by engineer and inventor Samuel Kagan, Electro Industries/GaugeTech changed the face of power monitoring with its first breakthrough innovation: an easy-to-use digital AC power meter.

More than 39 years later, Electro Industries/GaugeTech, the Leader In Power Monitoring and Smart Grid Solutions, continues to revolutionize the industry with the highest quality, cutting edge power monitoring and control technology on the market today. An ISO 9001:2008 certified company, EIG sets the industry standard for advanced power quality and reporting, revenue metering and substation data acquisition and control. EIG's products can be found on-site at virtually all of today's leading manufacturers, industrial giants and utilities.



Nexus® and Shark® are registered trademarks of Electro Industries/GaugeTech. The distinctive shapes, styles and overall appearance of the Nexus® 1500 meter and the Shark® meters are trademarks of Electro Industries/GaugeTech.

HMI EXT™ and Communicator EXT™ are trademarks of Electro Industries/GaugeTech.