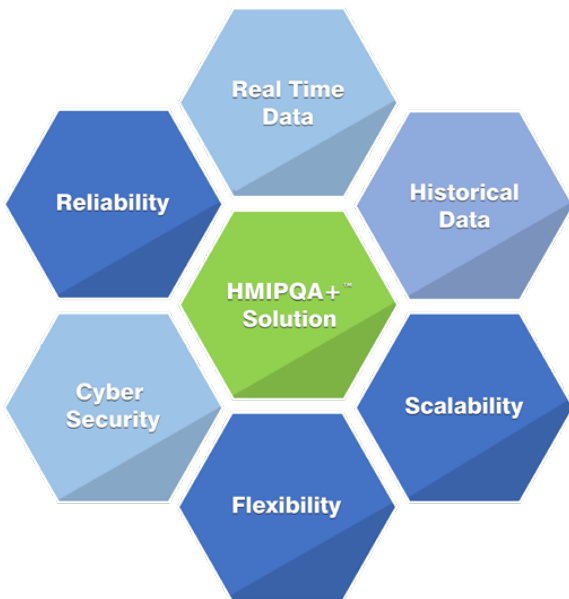


# HMIPQA+™

Advanced SCADA Solution  
Made Simple



## Empower Energy Management Decisions With a Simplified User-friendly Interface



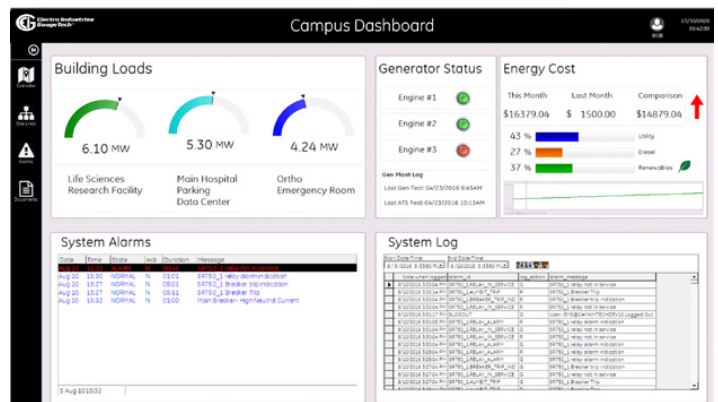
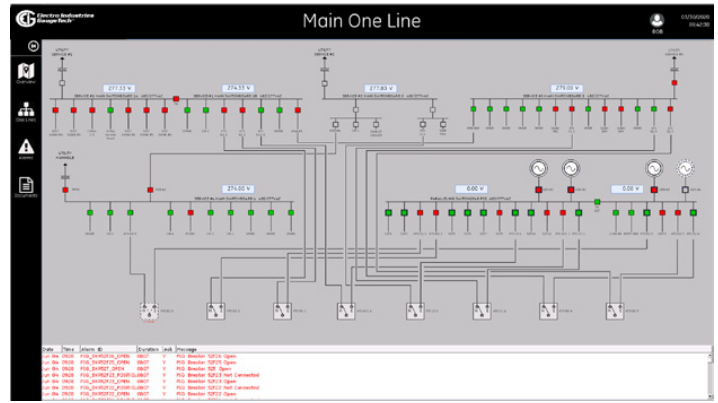
Electro Industries’ HMIPQA+™ offers a next generation SCADA solution. It is easily scalable to fit your requirements with highly customizable and intuitive graphical displays of both energy metering and other commodity data. It seamlessly puts the right tools at the operator’s fingertips for informed energy management decisions.

### Features:

- Ensure operators have the real time and historical information they need to manage and control their power system’s reliability and safety.
- Gain full visibility into the electrical distribution system with centralized data from EIG meters and third-party devices.
- Unleash the full potential of your system by converting data into information you can act on.

HMIPQA+™ is not just Software, it’s a proven Solution that seamlessly brings it all together.

# Gain Facility Wide Awareness of Your Power System with the HMIPQA+™ Solution



## HMIPQA+™ SCADA for W.A.G.E.S. (Water, Air, Gas, Electricity, & Steam)

Monitor other commodity usage by collecting pulse and analog signals from mechanical meters, transducers, and other utility devices. Keep track of all your utilities in one system with the HMIPQA+™ solution's ability to monitor water, gas, condensate, or another desired commodity.



Water



Air



Gas



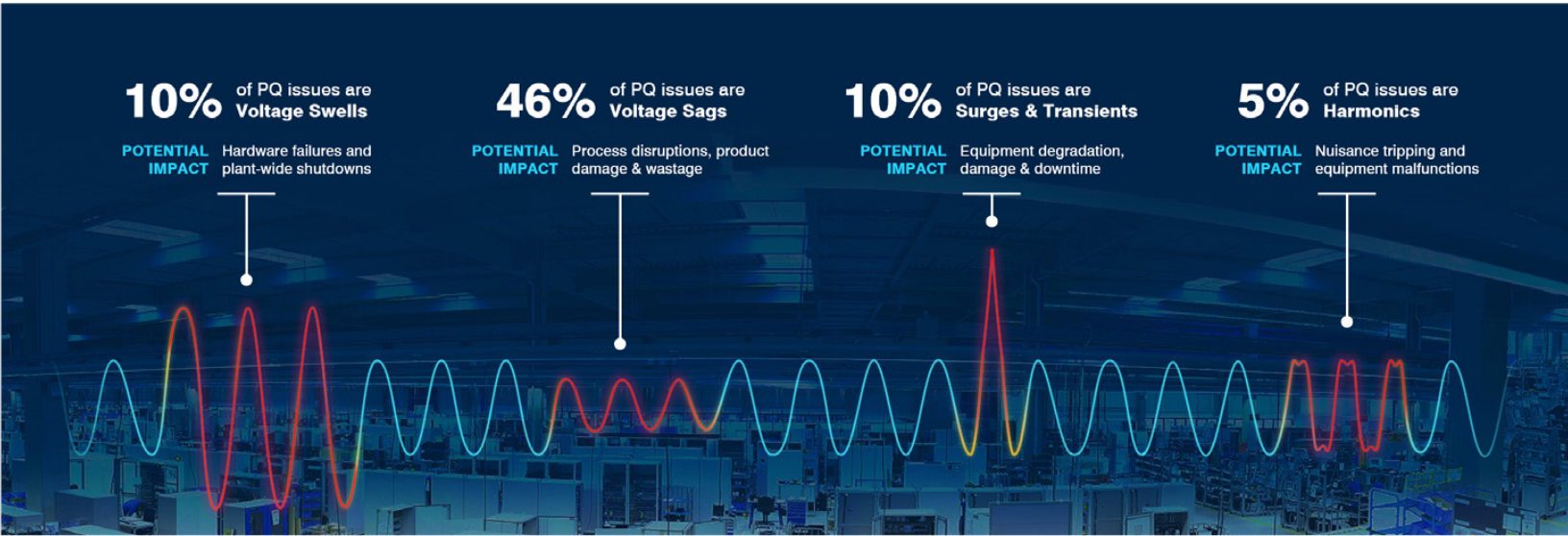
Electricity



Steam

# View Captured Waveform Events When Power Quality Issues Occur

In any facility, power quality issues can result in downtime, equipment failures, and increased energy cost.



**10%** of PQ issues are Voltage Swells

**POTENTIAL IMPACT** Hardware failures and plant-wide shutdowns

**46%** of PQ issues are Voltage Sags

**POTENTIAL IMPACT** Process disruptions, product damage & wastage

**10%** of PQ issues are Surges & Transients

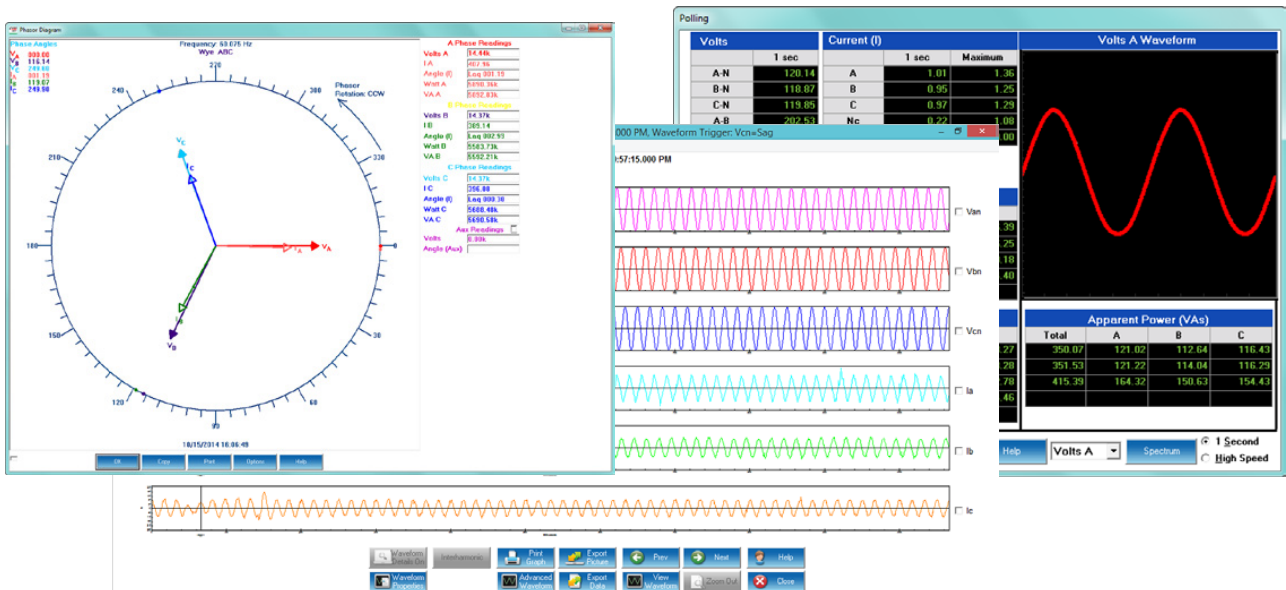
**POTENTIAL IMPACT** Equipment degradation, damage & downtime

**5%** of PQ issues are Harmonics

**POTENTIAL IMPACT** Nuisance tripping and equipment malfunctions

Understand, manage, and analyze stored waveforms and events captured by EIG's power quality devices during voltage surges, sags, transients, and current fault conditions.

- View and superimpose multiple waveforms from one or more events.
- Zoom and pan surge and sag events.
- Conduct harmonic analysis of waveform data using harmonic magnitudes, peak value, and RMS readings per cycle.





# HMIPQA+™ Secure Web Browser-based Access

Securely access your power system from any location, on any device, at any time, via HTML5-compliant web browsers and mobile devices with zero client installation and maintenance.

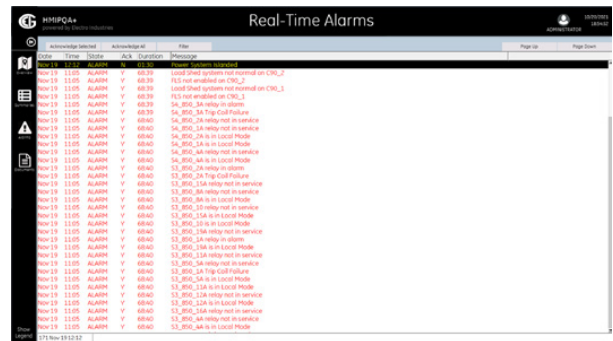
- Zero-install HTML5 client; no third-party software required.
- Concurrent licensing for users.
- SSL / TLS encryption of up to 256-bit AES.
- Chrome, Firefox, Edge, and Safari support.



## Intelligent Alarm Notifications

Receive real time notifications of your system's alarms and events. The HMIPQA+™ solution enables intelligent alarming for less noise and faster reactions.

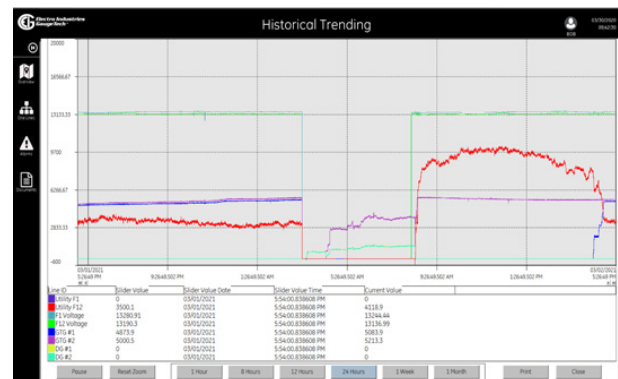
- Resource definitions will send notifications only to those assigned to each resource.
- Remote notification via email and optional SMS text messaging.
- The historical alarm log provides the ability to view alarms that occurred in a user-selected date range.



## Real Time and Historical Trending

Track, trend, and assess power usage, energy consumption, or any other desired data provided by the HMIPQA+™ solution's data logging and trending capabilities. Easily analyze information and events to highlight the frequency, duration, and severity of problems.

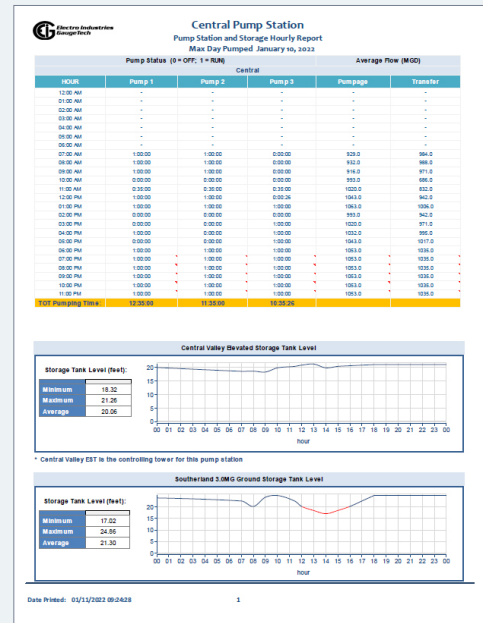
- Pop-up trends for any point on a screen.
- Flexible and fully configurable trend charts with full feature controls, such as zoom, pen visibility, date ranges, etc.
- A user-friendly tool that helps tell the story of what's happening in your power system.



# Customized Flexible Reporting Options

Electro Industries offers an optional reporting solution to provide customized professional reports that meet your needs. Turn your raw data into meaningful energy usage, performance, or compliance reports.

- HTML5-compliant viewing from any browser on your network.
- Print reports or export to Excel, PDF, and CSV.
- Schedule and distribute reports via email or FTP.
- Integrated library of charts, tables, graphs, and other tools to create informative and interactive reports.



# Open Connectivity and Multi-protocol Support

HMIPQA+™ provides a seamless SCADA solution for your facilities with multi-vendor equipment and protocols. This level of flexibility gives your facility managers future-proof access to the data from your existing devices as well as future investments.

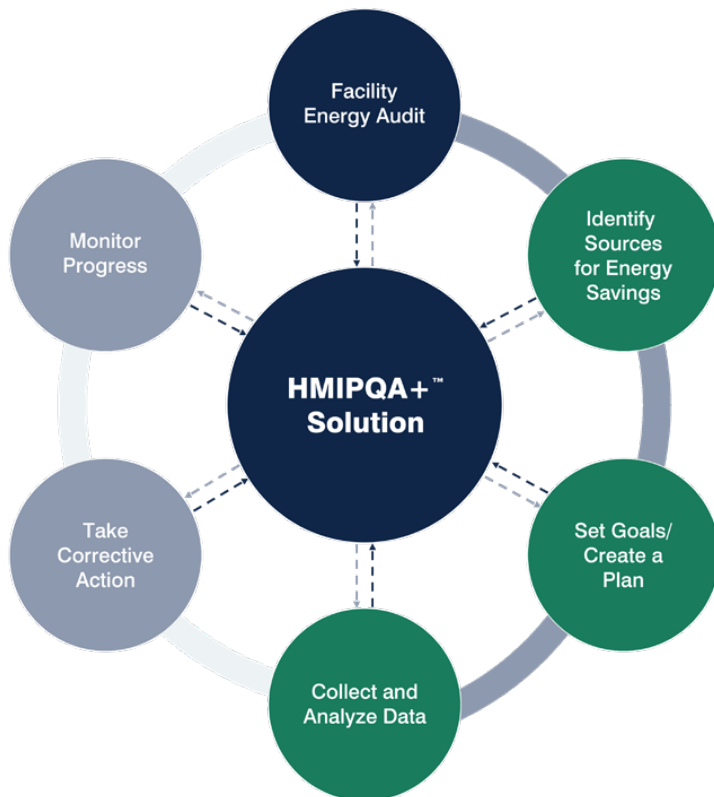
- HMIPQA+™ supports the open database connectivity (ODBC) standard and connects directly to the Microsoft SQL Server, allowing easy access to historical information.
- HMIPQA+™ provides access to non-proprietary data formats, for seamless data transfer with third-party systems using OPC UA.
- Multi-protocol support allows reliable connection to your devices. Over 80 protocols are supported:
  - Modbus Serial
  - Modbus Ethernet
  - BACnet / IP
  - DNP
  - IEC 61850
  - MQTT
  - SNMP
  - ODBC
  - And more



# Strategic Energy Management

Strategic energy management is a long-term, holistic approach to energy savings and efficiency that includes goals, tracking, and reporting. The continuous monitoring of your power system and its assets allows for a more process-oriented methodology for energy improvement.

HMIPQA+™ puts system wide and individual equipment data at your fingertips. This allows you to gain knowledge of your facility's energy usage, identify areas of potential savings, and track your progress toward your energy savings goals.



## Establish a Baseline

Gain knowledge of your facility's energy consumption.

## Identify Sources for Energy Savings

Identify inefficiencies and prioritize potential energy savings opportunities.

## Develop a Plan

Develop energy efficiency targets and performance indicators used to measure progress.

## Collect Real Time & Historical Data

Track real time and historical energy consumption for each asset and the overall facility.

## Take Corrective Action

Make improvements to ensure your facility is progressing toward its energy goals.

## Monitor Progress

Monitor and measure progress toward the established energy savings goals.



A customized HMIPQA+™ solution becomes a central part of your energy improvement program.

# HMIPQA+™ Industry-specific Solutions

EIG's HMIPQA+™ solution can play a critical role in multiple commercial and industrial applications. It is designed to provide custom, industry-specific operational data and notifications necessary to ensure your facility remains up and running. HMIPQA+™ is a reliable, scalable, and secure customized monitoring and reporting solution that provides operators with system wide and asset level knowledge of their facility's electrical distribution system.



**Data Centers**



**Water / Wastewater**



**Healthcare**



**Industrial**



**Commercial**



**Oil & Gas**

## ELG's Engineering Services Team Makes the Project Integration Successful

EIG provides comprehensive engineering services for designing, deploying, and commissioning your new SCADA system. Our team of system integration engineers has extensive experience in setting up HMIPQA+™ systems.

### Proven Project Management and Execution Methodology





EIG offers the EnergyPQA.com® AI driven energy management system. This Cloud-based system transforms traditional energy management by identifying the most energy wasteful facilities and circuits and those with the highest power quality risk. Spend time and resources where they are most needed and where they will have the most impact. The EnergyPQA.com® system is an invaluable tool for enterprise energy management.



**ENERGYPQA.com®**

## HMIPQA+™ Solution Features

- Focused on factory floor / plant operations, with access to real time data.
- Provides instant notification of system alarms, such as breaker trips, high demand, loss of communication, etc.
- Customizable for specific application needs. Adaptable to multi-vendor and multi-protocol facilities.
- Generally used by maintenance personnel, electricians, and plant engineers.

## EnergyPQA.com® Features

- Focused on deep analytics, historical data, and AI driven predictive data.
- Enables detailed analysis of energy data in the past and future and comparison of all enterprise facilities' energy usage.
- Provides on-demand and scheduled reports. Identifies least reliable and least energy efficient buildings and circuits.
- Generally used by facility directors and energy managers.

### How Do I Order?

To order, contact your EIG sales engineer at [EIG\\_sales@hubbell.com](mailto:EIG_sales@hubbell.com) and we will provide you with a customized solution to meet your needs.

#### Power Quality and Revenue Metering



Nexus® 1500+ Meter



Nexus® 1450 Meter



Shark® 270 Meter

#### Substation Meters/Submetering



Shark® 250  
Meter



Shark® 200  
Meter



Shark® 100  
Meter



Shark® 200S  
Meter



MP200™ Metering  
System



ST40  
Meter

1800 Shames Drive  
Westbury, NY, 11590

1-877-EIMETER  
(1-877-346-3837)

Tel: 516-334-0870  
Fax: 516-338-4741

Email: [EIG\\_sales@hubbell.com](mailto:EIG_sales@hubbell.com)  
Website: [www.electroind.com](http://www.electroind.com)

